



PSPiX²

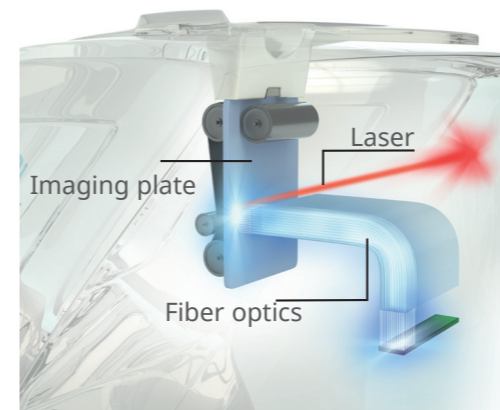
POLYVALENCE AND EXTREME IMAGE PRECISION



IMAGING PLATE SCANNER

- Most compact scanner on the scanner with elegant design
- Intuitive tactile screen
- Can be shared with up to 10 users
- High resolution for high quality diagnosis: 20 lp/mm
- Scanning time (size 2): 2.8s

2 FIBER PIXEL

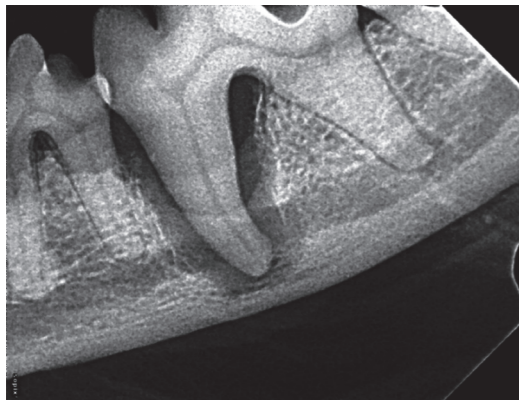


Thanks to the use of broad spectrum optical microfibers, the different tooth anatomic structures, such as the bone, roots, pulp... are highlighted with extreme precision on the image.

LARGE RANGE OF THIN AND FLEXIBLE REUSABLE INTRA-ORAL PLATES



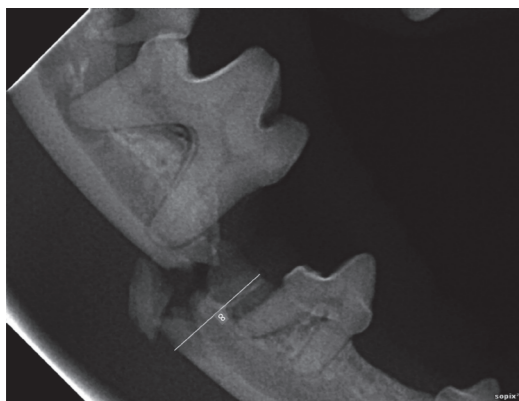
- Capture of videos and images
- Add comments
- Print, send by email and export of all datas
- Ergonomic and intuitive
- Multilingual software (available in 27 languages)
- Compatible with Windows and constantly updated packs
- User friendly database to store all patient



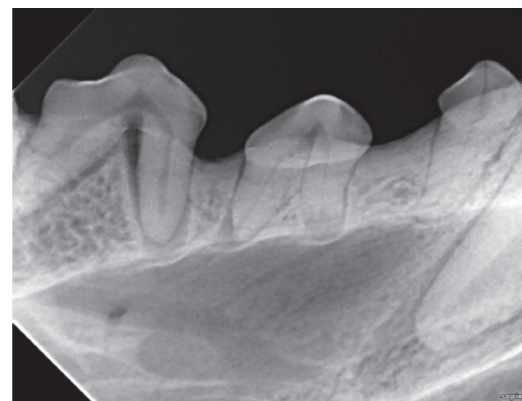
Courtesie of Dr Boutoille (France)



Courtesie of Dr Boutoille (France)



Courtesie of Dr Boutoille (France)



PSPIX² SYSTEM

- Resolution20 lp/mm
- Scan Time (fast mode)..... 1.6s - 2.7s
- Scan Time (high definition mode) 2.1s - 3.6s
- Connection.....Ethernet RJ-45
- Dimensions.....L. 154 x D. 204 x H. 193mm
- Weight.....2.6kg
- Operating voltage.....100 - 240V ~ 50 - 60Hz

IMAGING PLATES

- Dimensions IP Size 022 x 35mm
- Dimensions IP Size 124 x 40mm
- Dimensions IP Size 231 x 41mm
- Dimensions IP Size 327 x 54mm
- Dimensions IP Size 4 (3 x IP Size 3)69 x 54mm

MORE INVENTIVE
LESS INVASIVE

ACTEON® is a pioneer, manufacturer and global leader in digital medical imaging and high-frequency ultrasonics, with its headquarters in France and distribution in 94 countries.

ACTEON® has strived to play a leading role in building a link between human and veterinary medicine, particularly dentistry, in order to improve standards of animal care.

ACTEON®
17 av. Gustave Eiffel | BP 30216 | 33708 MERIGNAC cedex | FRANCE
Tel + 33 (0) 556 340 607 | Fax + 33 (0) 556 349 292
E-mail: acteonvet@acteongroup.com | www.acteongroup.com

